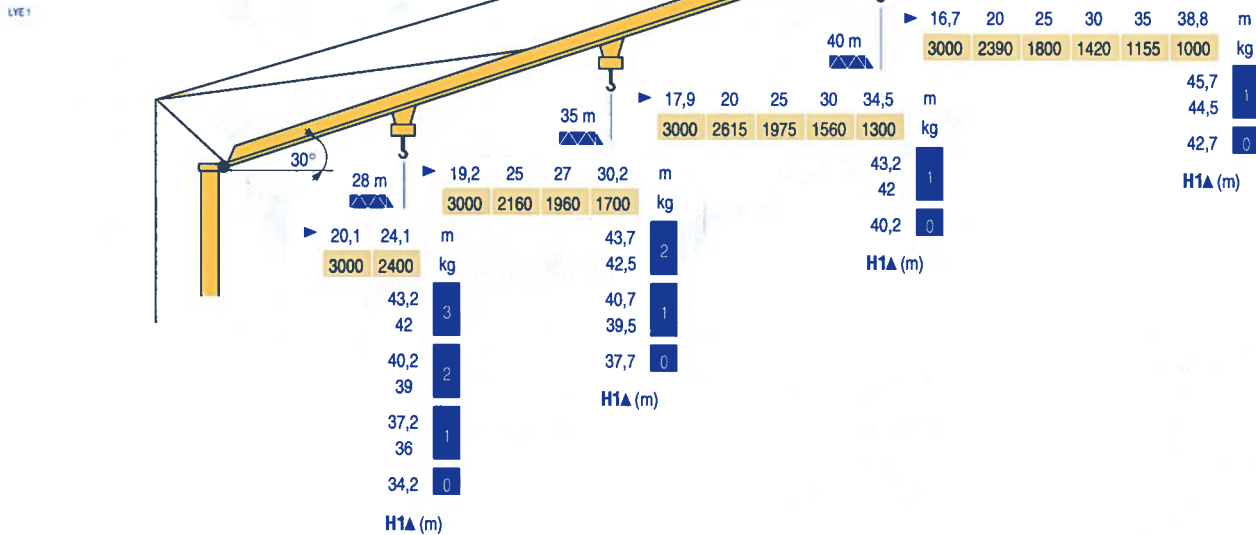


Courbes de charges	45 m	3 ▶	11,7	13	15	17	20	23	25	27	30	33	35	37	40	43	45	m
Lastkurven			6000	5265	4400	3770	3090	2600	2345	2130	1865	1655	1535	1430	1290	1170	1100	kg
Load diagrams																		
Curvas de cargas	40 m	3 ▶	12,4	13	15	17	20	23	25	27	30	33	35	37	40			m
Curve di carico			6000	5650	4730	4055	3325	2800	2530	2300	2020	1790	1660	1550	1400			kg
Curva de cargas																		
LVE1	35 m	3 ▶		13,1	15	17	20	23	25	27	30	33	35					m
				6000	5080	4360	3580	3020	2725	2480	2180	1940	1800					kg
	28 m	3 ▶		13,6	15	17	20	23	25	27	28							m
				6000	5330	4580	3760	3175	2870	2615	2500							kg

Flèche relevée
Ausleger in Steilstellung
Luffing jib
Flecha izada
Braccio impennato
Lançã inclinada



GTMR 346 B

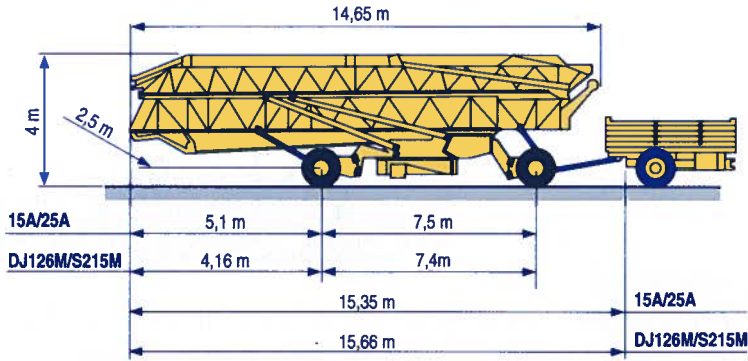


F CC	Chariot distributeur et courbes de charges	D	Verfahrbare Laufkatze und Lastkurven	GB	Traversing trolley and load diagrams	E	Carro distribuidor y curvas de cargas	I	Carrellino distributore e curve di carico	P	Carro distribuidor e curva de cargas
●	Réactions en service	●	Reaktionskräfte in Betrieb	●	Reactions in service	●	Reacciones en servicio	●	Reazioni in servizio	●	Reações em serviço
■	Réactions hors service	■	Reaktionskräfte außer Betrieb	■	Reactions out of service	■	Reacciones fuera de servicio	■	Reazioni fuori servizio	■	Reações fora de serviço
⚠	A vide sans lest (ni train de transport) avec flèche et hauteur maximum.	⚠	Ohne Last, Ballast (und Transportachse), mit Maximalausleger und Maximalhöhe.	⚠	Without load, ballast (or transport axes), with maximum jib and maximum height.	⚠	Sin carga, sin lastre, (ni tren de transporte), flecha y altura máxima.	⚠	A vuoto, senza zavorra (ne assali di trasporto) con braccio massimo e altezza massima.	⚠	Sem carga (nem trem de transporte)- sem lastro com lança e altura máximas.

Transport
 Transport
 Transport
 Transporte
 Trasporto
 Transporte

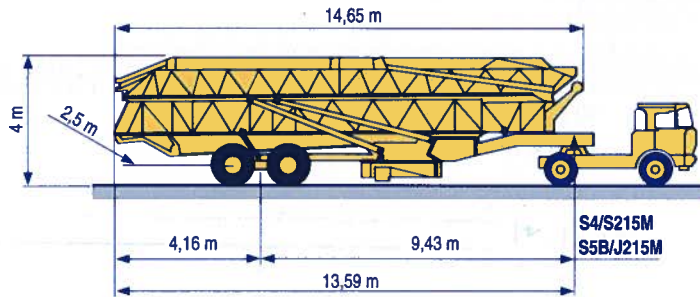
DJ126M/S215M

15A/25A



S4/S215M

S5B/J215M



Document commercial non contractuel. Pour toute information technique se référer à la notice correspondante

Unverbindliches Vertriebsdokument. Für technische Informationen, siehe die entsprechenden Anweisungen.

This commercial document is not legally binding. For any technical information, please refer to the corresponding instructions.

Documento commercial non contractuel. Para cualquier información técnica, ver la noticia correspondiente.

Documento commerciale non vincolante, per tutte le informazioni tecniche fare riferimento al catalogo istruzioni

Documento comercial não contratual. Para qualquer informação técnica complementar consultar as respectivas instruções

Manitowoc
 Crane CARE

POTAIN 
 Manitowoc Crane Group



Americas

Tel: +1 920 683 6322
 Tel: +1 717 697 6121

Europe - Middle East - Africa

Tel: +(33) 4 72 18 50 00
 Tel: +(44) 191 865 6281

Asia - Pacific

Tel: +(65) 6861 7133
 Fax: +(65) 6862 4142

www.manitowoccrane.com

18, rue de Charbonnières - B.P.173
 69132 ECULLY Cedex - France

Tél. : (33) 4 72 18 20 20
 Fax. : (33) 4 72 18 20 00

www.manitowoccrane.com www.potain.com

GTMR 346 B

Réf. 2003 48 LYE 1

Copyright.Reproduction interdite © POTAIN 2003

Réalisateur: J. J. Lines