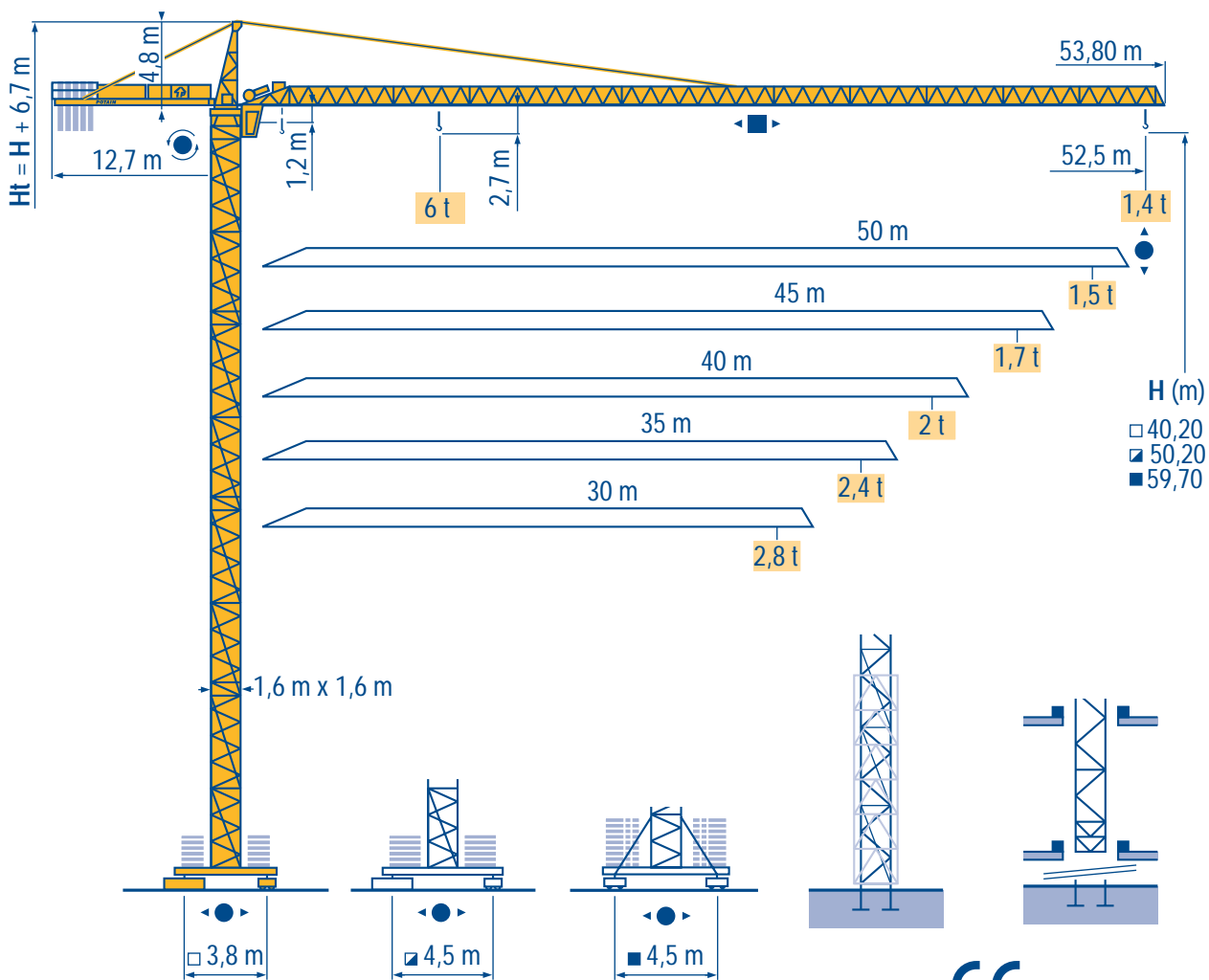


CITY CRANE MD 95 A



HD



HDT



GTMR



CITY CRANE



TOPKIT MD



MR



MAXI MD



MAXI TOPKIT



CE FEM 1.001-A3

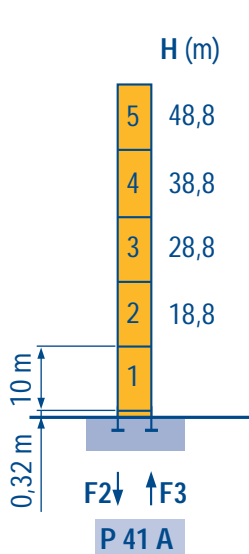


Mat / Réactions
Maste / Eckdrücke
 City 1,6 m

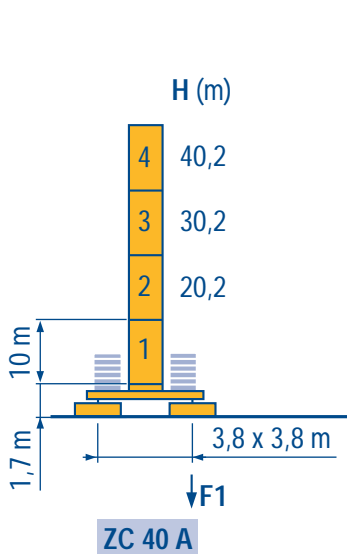
F **Masts / Reactions**
D **Mástil / Reacciones**
 City 1,6 m

GB **Torre / Reazioni**
E **塔身 / 反力**
 City 1,6 m

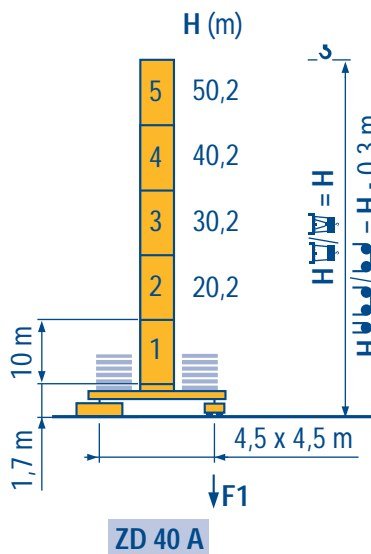
I
C



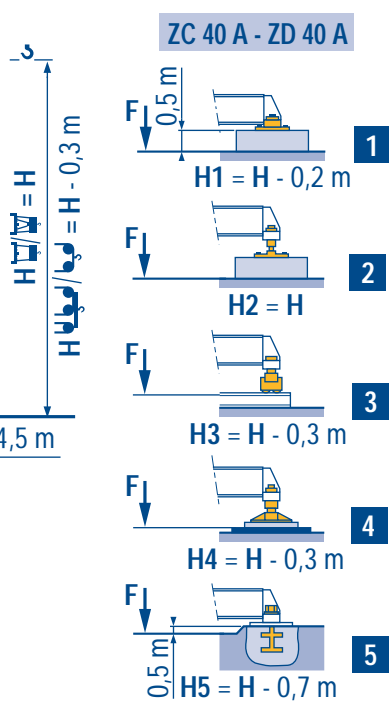
F2	● 93 t	■ 129 t
F3	● 61 t	■ 101 t
	30 t	



F1	● 54 t	■ 61 t
	32 t	



F1	● 60 t	■ 72 t
	37 t	



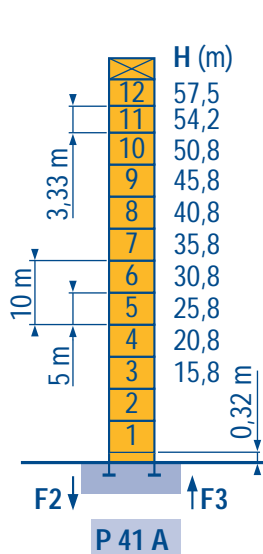
LNP 2

Telescopable 1,6 m
Teleskopierbar 1,6 m

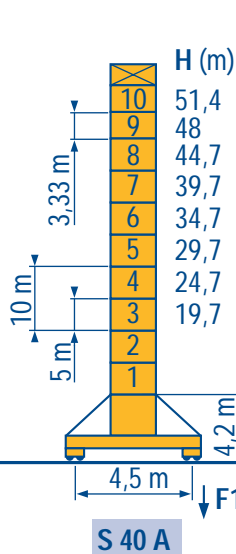
F **Telescopic 1,6 m**
D **Telescopico 1,6 m**

GB **Telescopico 1,6 m**
E **可顶升 1,6 m**

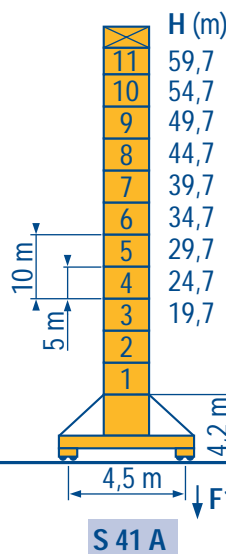
I
C



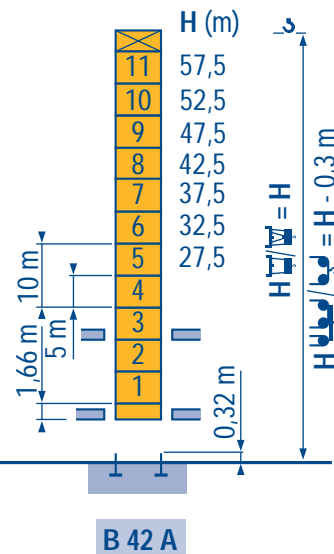
F2	● 109 t	■ 171 t
F3	● 76 t	■ 141 t
	43 t	



F1	● 67 t	■ 87 t
	48 t	



F1	● 83 t	■ 116 t
	51 t	



LNP 1

Voir télescopage sur dalles
 ● Réactions en service
 ■ Réactions hors service
 A vide sans lest avec flèche et hauteur maximum.

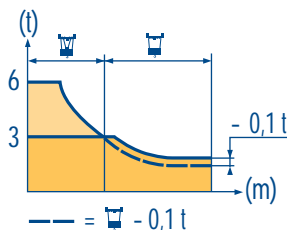
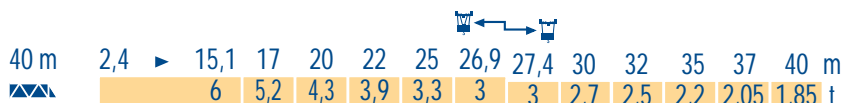
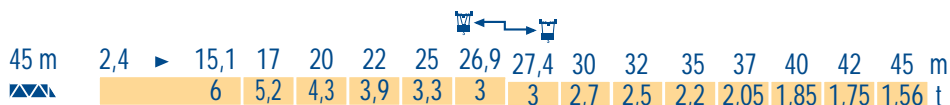
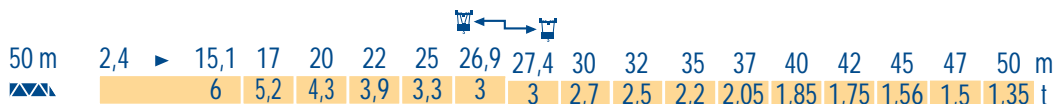
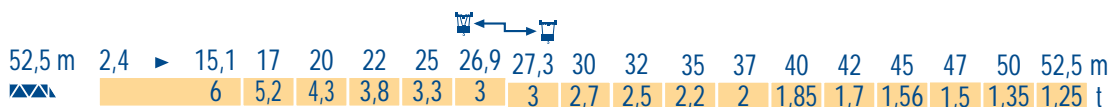
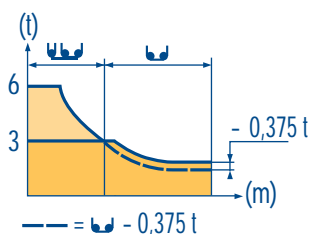
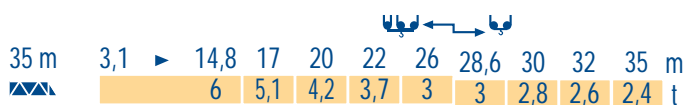
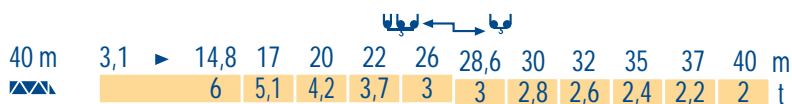
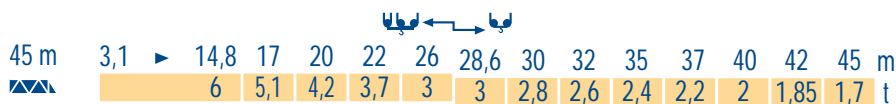
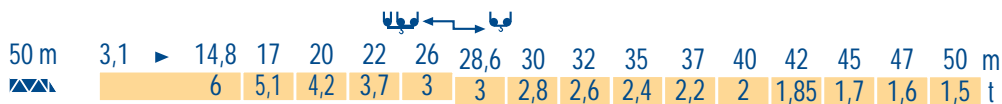
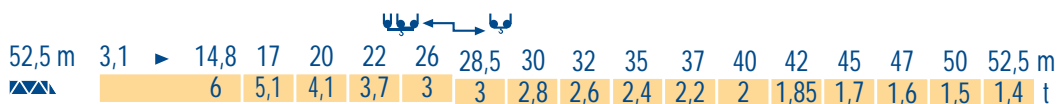
F See climbing crane
 Reactions in service
 Reactions out of service
 Without load and ballast with longest jib and maximum height.

GB Consultare gru in cavedio
 Reazioni in servizio
 Reazioni fuori servizio
 A vuoto senza zavorra e con braccio massimo e altezza massima.

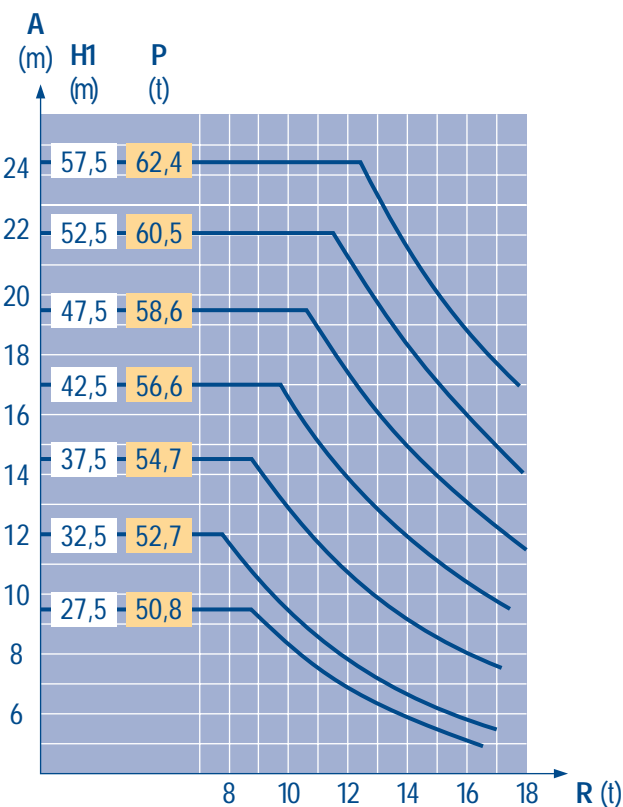
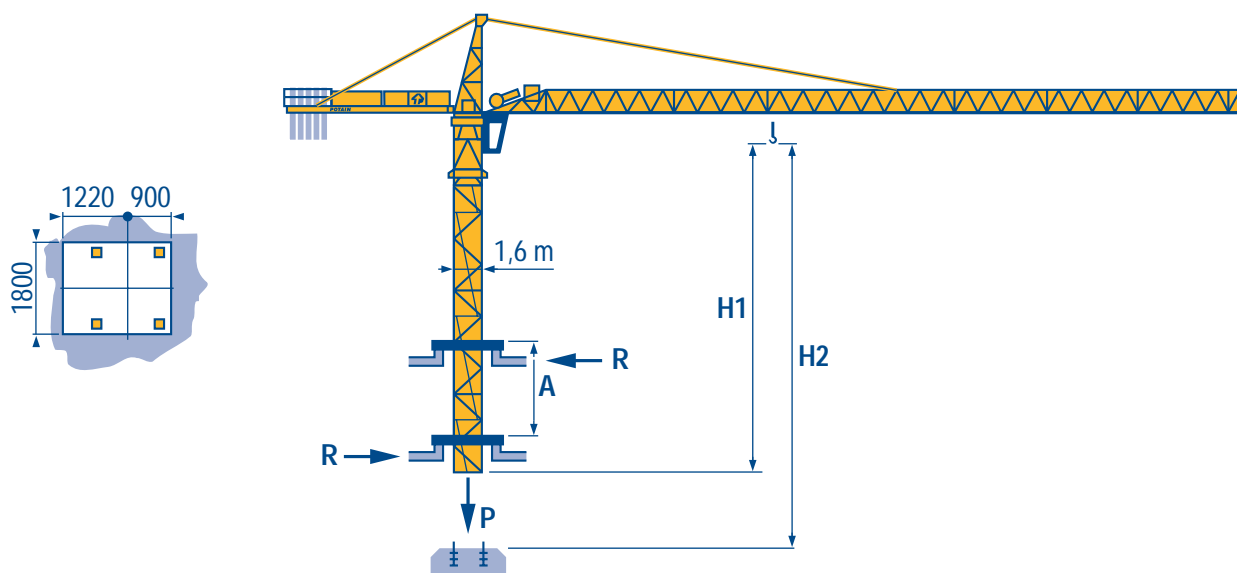
Siehe Kletterkrane im Gebäude
 ● Reaktionskräfte in Betrieb
 ■ Reaktionskräfte außer Betrieb
 Ohne Last und Ballast mit Maximalausleger und Maximalhöhe.

D Vea grua trepadora
 Reacciones en servicio
 Reacciones fuera de servicio
 Sin carga, sin lastre con flecha y altura máxima.

E 见楼板顶升
工作状态下的反应
非工作状态下的反应
 空载, 无配重, 起重臂和高度均为最大值



B 42 A



LNP 1

A Distance entre cadres
H1 Hauteur grue
P Poids de la grue (en service)
R Réaction horizontale

F

Distance between collars
Crane height
Crane weight (in service)
Horizontal reaction

GB

Distanza fra i telai
Altezza gru
Peso della gru (in servizio)
Reazione orizzontale

I

A Abstand zwischen den Rahmen
H1 Kranhöhe
P Krangewicht (in Betrieb)
R Horizontalkräfte

D

Distancia entra marcos
Altura grúa
Peso de la grúa (en servicio)
Reaccion horizontal

E

各附着框之间距离
工作状态下降机高度
工作状态下降机重量
水平反力

C

Lest de contre-flèche
Gegenauslegerballast



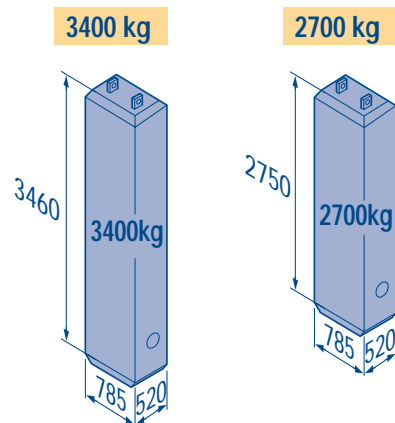
Counter-jib ballast
Lastre de contra flecha



Contrappeso
平衡臂重



		3400 kg	2700 kg	(kg)
52,5 m	12 m	5	-	17 000
50 m	12 m	3	2	15 600
45 m	12 m	1	4	14 200
40 m	12 m	4	-	13 600
35 m	12 m	2	2	12 200
30 m	12 m	-	4	10 800



LNP 1

Lest de base
Grundballast



Base ballast
Lastre de base



Zavorra di base
压重



∅1,6 m	ZC 40 A ◀●▶	H (m)	40,2	30,2	20,2
		(t)	45	35	30

∅1,6 m	ZD 40 A ◀●▶	H (m)	50,2	40,2	30,2	20,2
		(t)	70	40	35	30

∅1,6 m	S 40 A ◀●▶	H (m)	51,4	49,7	44,7	39,7	34,7	29,7	24,7	19,7
		(t)	78	72	54	36	18	18	18	18

∅1,6 m	S 41 A ◀●▶	H (m)	59,7	54,7	49,7	44,7	39,7	34,7	29,7	24,7	19,7
		(t)	114	96	72	54	36	18	18	18	18

LNP 1

			U				UU				ch - PS hp	kW		
	25 PC 15	m/min	—	6	30	60	—	3	15	30	25	18,4	296 m >296	
		t	—	3	3	1,5	—	6	6	3				
	33 PC 15	m/min	—	6	37,5	75	—	3	19	37,5	33	24	320 m >320	
		t	—	3	3	1,5	—	6	6	3				
	33 LVF 15	m/min	4,6	12	37,5	75	2,3	6	19	37,5	33	24	320 m >320	
		t	3	3	3	1,5	6	6	6	3				
	4 D3 V3	m/min	15 - 30 - 58									4	3	
	RCV 145	tr/min U/min rpm	0 → 0,8									2 x 6	2 x 4,4	
ZC 40 A ZD 40 A 	RT 224	m/min	25									2 x 4	2 x 2,9	
S 40 A 	RT 324	m/min	12,5 - 25									2 x 7	2 x 5,2	
	TCV 449 ARC R ≥ 10 m H ≤ 34,7 m	m/min	10 - 50									4 x 6,8	4 x 5	
S 41 A 	RT 443 A1 2V	m/min	15 - 30									4 x 5	4 x 3,7	
	TCV 449 ARC R ≥ 10 m H ≤ 34,7 m	m/min	10 - 50									4 x 6,8	4 x 5	

CEI 38	IEC 38	kVA	
400 V (+6% -10%) 50 Hz		25 PC : 50 kVA 33 PC : 50 kVA 33 LVF : 50 kVA	84/534 - 87/405

LNP 2

Levage Distribution Orientation Translation Conforme aux directives CEE 84/534 et 87/405 sur le niveau acoustique Nous consulter		Hoisting Trolleying Slewing Travelling In compliance with the EEC 84/534 and 87/405 Instructions on noise level Consult us		Sollevamento Distribuzione Rotazione Traslazione Conforme alle direttive CEE 84/534 e 87/405 sul livello acustico Consultateci	
		Elevación Distribución Orientación Traslación Conforme con las directivas CEE 84/534 y 87/405 sobre el nivel acustico Consultarnos		起升 变幅 回转 行走 符合 CEE 84/534 - CEE 87/405 声晌度规定 请向我方咨询	

Réf. 1997.48 LNP 2



18.Rue de Charbonnières, B.P. 173-F
69132 ECULLY Cedex
Tél. (33)04.72.18.20.20
Fax (33)04.72.18.20.00
http://www.potain.fr
E-mail : mkt@potain.fr

CITY CRANE MD 95 A

Copyright.Reproduction interdite © POTAIN 1997

Deutschland
POTAIN GmbH Tel : 06.105.704.0
Italia
POTAIN S.p.A. Tel : 039.65.631
Singapore
POTAIN PTE LTD Tel : (00.65) 227.1550